

Data Sheet

Thermometer Accessory

Type **EKA 153**

For monitoring with 3 temperature sensors



The EKA 153 is a thermometer used for registering up to three temperatures in connection with Refrigeration Appliance Controls. The temperatures can be read from the display and sent to a central system unit via data communication.

Alarm limits for high and low temperatures can be adjusted. If the alarm setting is activated, the LED lights will flash and an alarm signal will be sent to the system unit via data communication.

Design, fitting and operation are the same as controllers in the Danfoss EKC 202 series.

Product specification

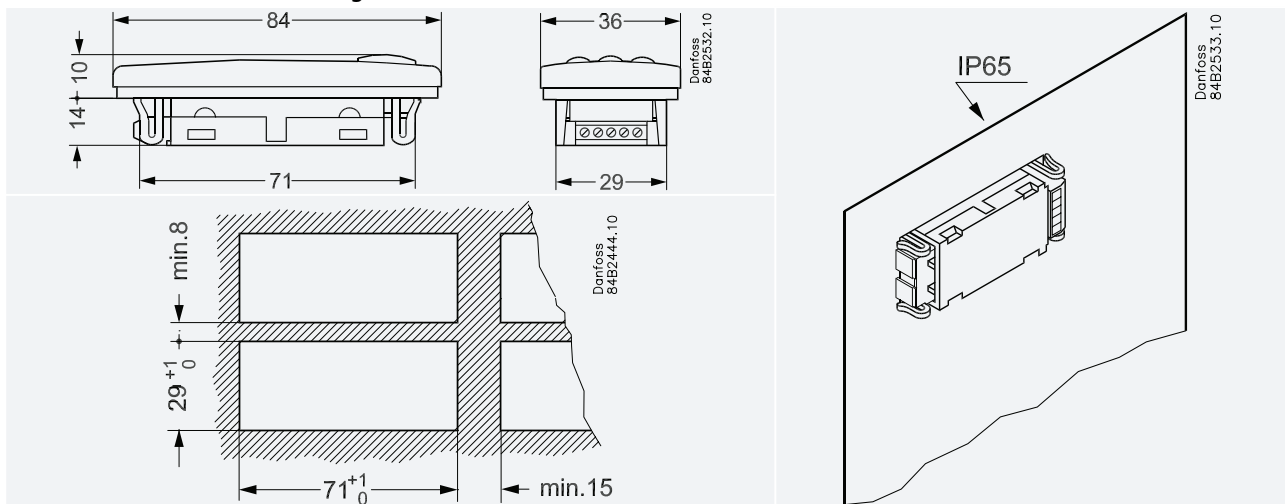
Technical data

Table 1: Technical data

Features	Description
Supply voltage	12 V AC $\pm 15\%$, 1 VA 12 V AC $\pm 15\%$, 50 mA
Sensor connection	Up to 3 identical sensors of type either Pt 1000 ohm at 0 °C PTC 1000 ohm at 25 °C Sensors with AMP plug has to be used
Sensor cable	Max. 10 m
Display	LED, 3 digits with 1 decimal
Measurement range	-60 – 120 °C
Degree of accuracy	Controller ± 1 K below -35 °C ± 0.5 K between -35 – 25 °C ± 1 K above 25 °C Pt 1000 sensor ± 0.3 K at 0 °C ± 0.005 K per degree
Data communication	MODBUS
Enclosure	IP 10 IP 65 from front Buttons and gaskets are imbedded in the front
Environments	0 – 55 °C, during operation (-20 – 55 °C by placement in the return air to evaporator) -40 – 70 °C, during transport 20 – 80% Rh, not condensed No shock influence / vibrations
Approvals	EU Low Voltage Directive and EMC demands re CE-marking complied with LVD tested acc. EN 60730-1 and EN 60730-2-9, A1, A2 EMC tested acc. EN 61000-6-3 and EN 61000-6-2

Dimensions and Mounting

Table 2: Dimensions and Mounting



Connection

Table 3: Connection

Sensor connection	Power supply	Data communication
<p>Eg. AKS 12 The sensor must be with AMP plug.</p>	<p>If a number of EKA 153's are to be supplied from the same transformer, the polarity must be kept. Ground must be connected to ground.</p>	<p>MODBUS</p>

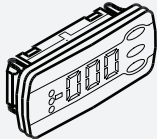
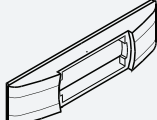
Settings

Table 4: Settings

Parameters		Min. value	Max. value	Factory setting	Actual setting
Functions	Codes				
Normal operation					
Display of the selected temperature sensor	---	t1	t3	t1	
Thermostat					
Adjustment of temperature indication (the setting applies to all measurements)	r04	-20 K	20 K	0.0 K	
Temperature unit(°C/°F)	r05	°C	°F	°C	
Correction of the signal from sensor 1 (t1)	r41	-10 K	10 K	0 K	
Correction of the signal from sensor 2 (t2)	r42	-10 K	10 K	0 K	
Correction of the signal from sensor 3 (t3)	r43	-10 K	10 K	0 K	
Alarm					
Delay for temperature alarm	A03	0 min	240 min	30 min	
Alarm limit for t1- high temperature	A38	-50 °C	50 °C	50 °C	
Alarm limit for t1- low temperature	A39	-50 °C	50 °C	-50 °C	
Alarm limit for t2- high temperature	A40	-50 °C	50 °C	50 °C	
Alarm limit for t2- low temperature	A41	-50 °C	50 °C	-50 °C	
Alarm limit for t3- high temperature	A42	-50 °C	50 °C	50 °C	
Alarm limit for t3- low temperature	A43	-50 °C	50 °C	-50 °C	
Miscellaneous					
Network address	o03	0	240	0	
Access code (all settings)	o05	0	100	0	
Used sensor type (Pt /PTC)	o06	Pt	PTC	Pt	
Display step = 0.5 (normal 0.1 at Pt sensor)	o15	no	yes	no	
Service					
Temperature measured with t1 sensor	u72				
Temperature measured with t2 sensor	u73				
Temperature measured with t3 sensor	u74				

Ordering

Table 5: Ordering

Type		Description	Code no.
EKA 153		Thermometer with MODBUS	084B8561
EKA mounting kit		Display consol (to be used only with forward mounting)	084B8584

AKS 11 or AKS 12 temperature sensors are recommended when taking reading for the food safety log. The sensor must have an AMP plug.

Certificates, declarations, and approvals

The list contains all certificates, declarations, and approvals for this product type. Individual code number may have some or all of these approvals, and certain local approvals may not appear on the list.

Some approvals may change over time. You can check the most current status at danfoss.com or contact your local Danfoss representative if you have any questions.

Table 6: Certificates, declarations, and approvals

File name	Document type	Document topic	Approval authority
080R1228.1	Manufacturers Declaration	RoHS	Danfoss

Online support

Danfoss offers a wide range of support along with our products, including digital product information, software, mobile apps, and expert guidance. See the possibilities below.

The Danfoss Product Store



The Danfoss Product Store is your one-stop shop for everything product related—no matter where you are in the world or what area of the cooling industry you work in. Get quick access to essential information like product specs, code numbers, technical documentation, certifications, accessories, and more.

Start browsing at store.danfoss.com.

Find technical documentation



Find the technical documentation you need to get your project up and running. Get direct access to our official collection of data sheets, certificates and declarations, manuals and guides, 3D models and drawings, case stories, brochures, and much more.

Start searching now at www.danfoss.com/en/service-and-support/documentation.

Danfoss Learning



Danfoss Learning is a free online learning platform. It features courses and materials specifically designed to help engineers, installers, service technicians, and wholesalers better understand the products, applications, industry topics, and trends that will help you do your job better.

Create your Danfoss Learning account for free at www.danfoss.com/en/service-and-support/learning.

Get local information and support



Local Danfoss websites are the main sources for help and information about our company and products. Find product availability, get the latest regional news, or connect with a nearby expert—all in your own language.

Find your local Danfoss website here: www.danfoss.com/en/choose-region.