



Replacing FH compressor with new FH²



KEY FEATURES AND BENEFITS

- ▶ Energy Efficient
- ▶ Compact Solution
- ▶ Highly Reliable

▶ Performance

5 to 20% more energy efficiency, and better acoustics (1 - 3 dBA) quieter.

▶ Unchanged footprint and lighter

- Same mounting footprint as current FH
- One size for entire cooling capacity up to 36mm shorter compared to FH

▶ Robust & Reliable

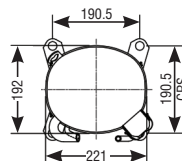
Designed to meet the rigorous demands of commercial refrigeration applications where reliability is a must.



SPECIFICATIONS

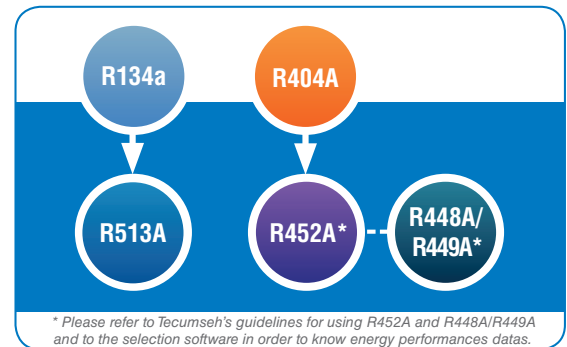
EVAP. RANGE	High Back / Low Back
MOUNTING FOOTPRINT	Same as previous FH's one
COOLING CAP.	1000-6560 Watts
CONNECTIONS	Tubes / valves
OIL	Polyolester (POE)
FOOTPRINT	190.5 x 190.5mm
MOTOR TYPE	CSR / TRI

HEIGHT (mm)
without grommets: 323
with grommets: 354



CRS: distance between centers of mountingholes

REFRIGERANTS



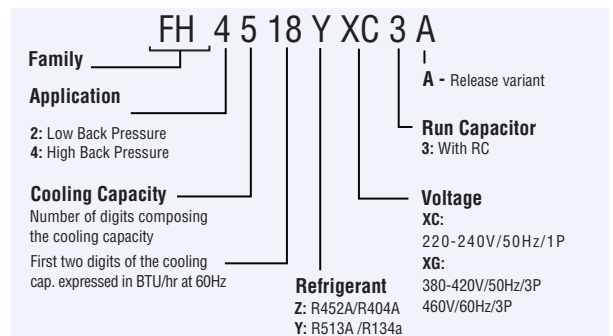
* Please refer to Tecumseh's guidelines for using R452A and R448A/R449A and to the selection software in order to know energy performances datas.

COMPRESSOR MODEL NOMENCLATURE

▶ No more "T" to name the three-phase compressors.
Ex: TFH2480Z-TZ -> FH2480Z-XG1A

▶ Voltage codes at the end of their designation differentiate 3 and 1 phase compressors

SINGLE PHASE	FH4538Z-XC3A
THREE PHASE	FH4538Z-XG1A FH4538Z-KZ1A



FH² 3 phase models will use new designation like FH2511Z-XG1A instead of TFH2511Z



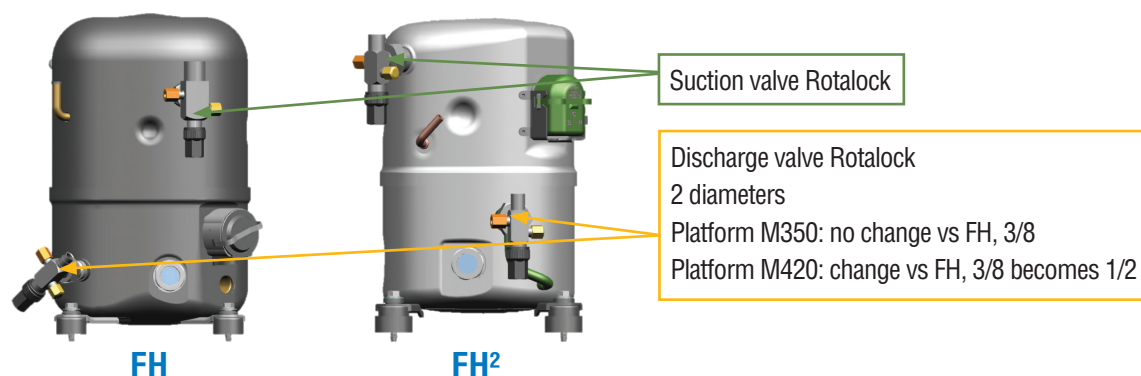
Replacing FH compressor

What's different in new FH²

EXPLANATIONS OF VOLTAGE RANGE AND CODE CHANGES

PHASE	1~		3~			
	FH	FH ²	FH	FH ²	FH	FH ²
Voltage code	FZ	XC	TZ	XG	KZ	KZ
Voltage	220-240V ~50Hz	220-240V ~50Hz	400V ~50Hz	380-420V ~50Hz	220V ~50Hz/60Hz	220V ~50Hz/60Hz
Frequency / Voltage range	50Hz : 198 to 253V	50Hz : 198 to 254V	50Hz : 340 to 440V	50Hz : 342 to 462V	50Hz : 180 to 253V 60Hz : 187 to 264V	50Hz : 180 to 253V 60Hz : 187 to 264V

VALVES CHANGES



Note: It's mandatory to replace the FH discharge Roto-Lock value also while replacing FH compressor with new FH².

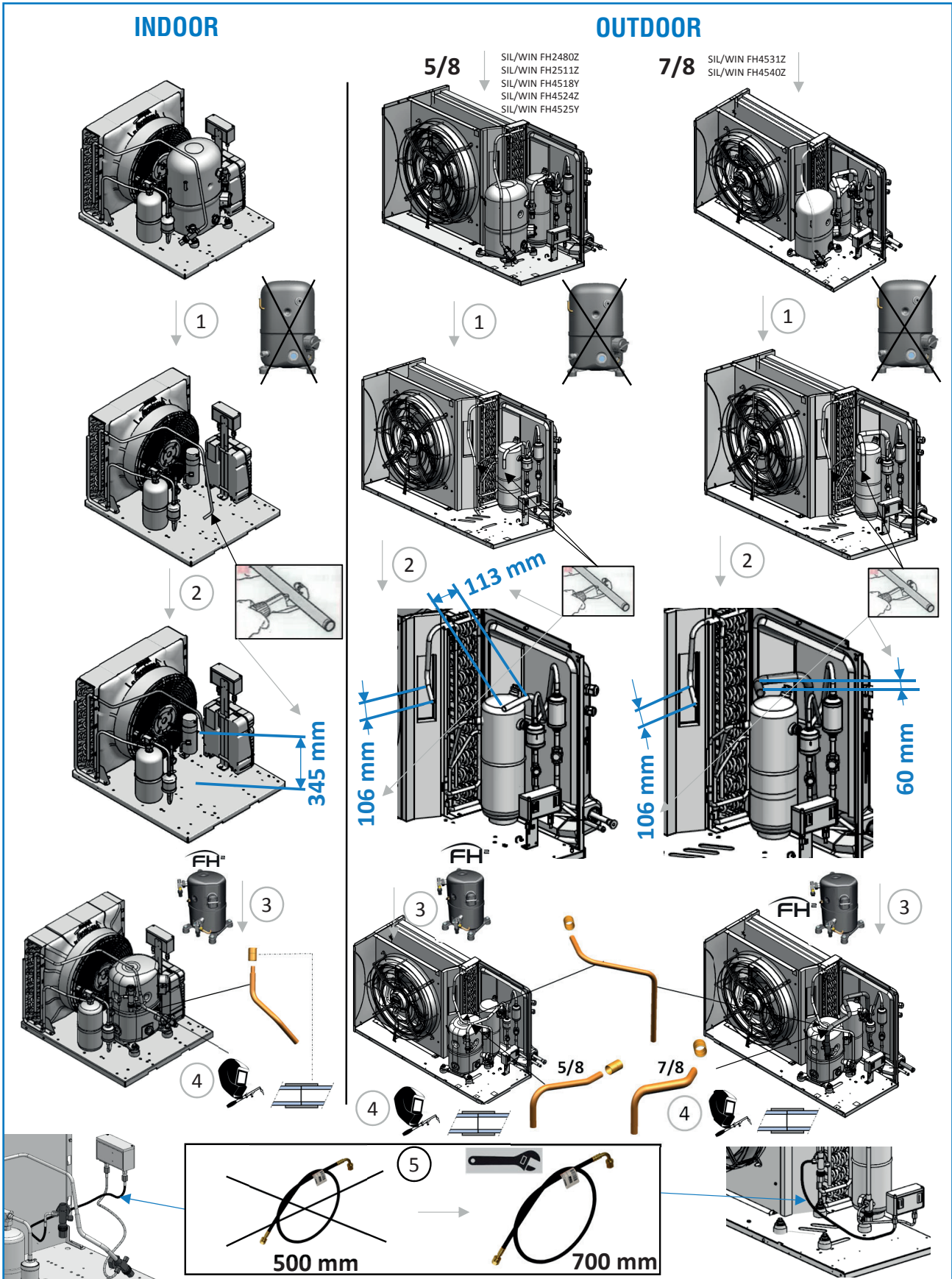
CROSS REFERENCE

LBP R452A / R449A / R448A	
FH	FH ²
TFH2480Z-KZ	FH2480Z-KZ1A
FH2480Z-FZ	FH2480Z-XC3A
TFH2480Z-TZ	FH2480Z-XG1A
TFH2511Z-KZ	FH2511Z-KZ1A
FH2511Z-FZ	FH2511Z-XC3A
TFH2511Z-TZ	FH2511Z-XG1A
HBP R134a / R513A	
TFH4518Y-TZ	FH4518Y- XG1A
FH4518Y-FZ	FH4518Y-XC3A
FH4525Y-FZ	FH4525Y-XC3A
TFH4525Y-TZ	FH4525Y-XG1A

HBP R452A / R449A / R448A	
FH	FH ²
TFH4522Z-KZ	FH4522Z-KZ1A
FH4522Z-FZ	FH4522Z-XC3A
TFH4522Z-TZ	FH4522Z-XG1A
TFH4524Z-KZ	FH4524Z-KZ1A
FH4524Z-FZ	FH4524Z-XC3A
TFH4524Z-TZ	FH4524Z-XG1A
TFH4531Z-KZ	FH4532Z-KZ1A
FH4531Z-FZ	FH4532Z-XC3A
TFH4531Z-TZ	FH4532Z-XG1A
TFH4540Z-KZ	FH4538Z-KZ1A
FH4540Z-FZ	FH4538Z-XC3A
TFH4540Z-TZ	FH4538Z-XG1A

with new FH²

STEPS TO REPLACE FH COMPRESSOR WITH NEW FH² ON TECUMSEH CONDENSING UNIT



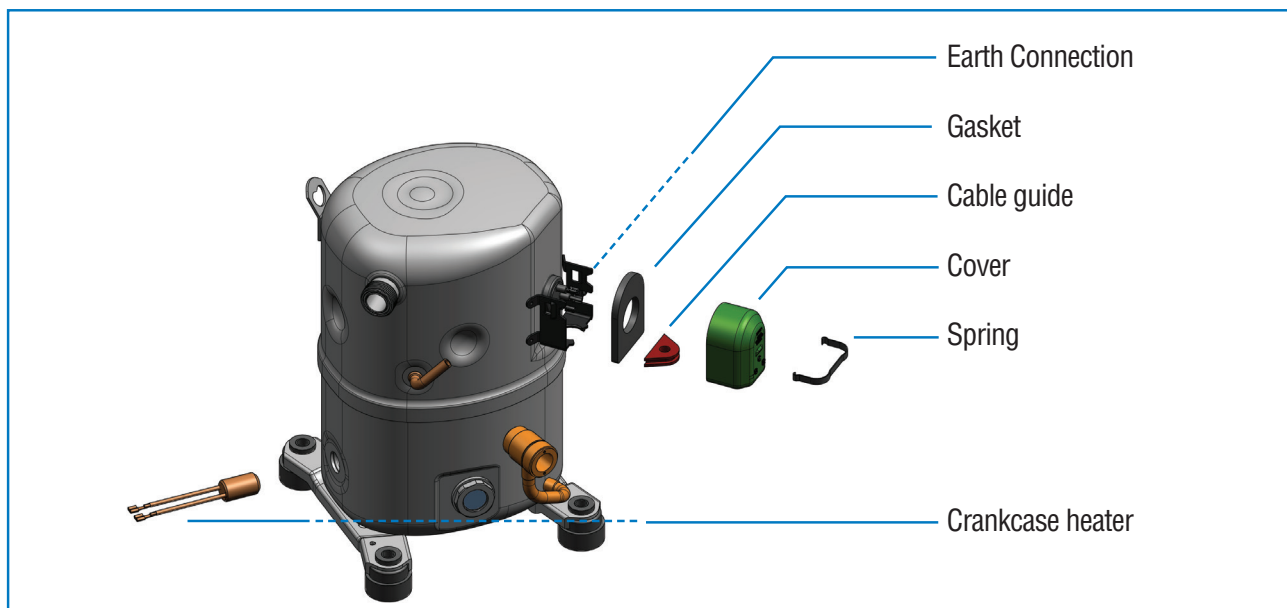
Note: Above pictorial explanation is not a detailed replacement guideline. Installer/technician replacing need to follow local regulations and good refrigeration installation practices.



Replacing FH compressor with new FH²




What's different in new FH²

FH² COMPRESSOR



Note: The accessories silent block, gasket, cable guide, cover and spring are not assembled on compressor. They are supplied inside the single pack box of compressor.

TECUMSEH FH² INSTALLATION KIT

		DISCHARGE ADAPTOR		SUCTION ADAPTOR		BRAZE COPPER SLEEVE FF 3/8	BRAZE COPPER SLEEVE FF 1/2	BRAZE COPPER SLEEVE FF 5/8	BRAZE COPPER SLEEVE FF 7/8	FLEXIBLE PRESSO SWITCH BP	TECUMSEH PRODUCT CODE
		Ø 3/8	Ø 1/2	Ø 5/8	Ø 7/2	FF 3/8	FF 1/2	FF 5/8	FF 7/8	700MM	
INDOOR   	TRADITIONAL KIT ALL SIZES	x				x				x	8664150
	WINTSYS/ SILENSYS 5/8 Kit FH2480Z FH2511Z FH4518Y FH4524Z FH4525Y		x	x			x	x		x	8664151
	WINTSYS/ SILENSYS 7/8 Kit FH4531Z FH4540Z		x		x		x		x	x	8664152
	WINTSYS/ SILENSYS KIT All sizes		x	x	x		x	x	x	x	8664153



NWVD0356